

March, 2017 District Manager's Report

DSC Highlights/Agency Updates:

FDNY: (see Flyer attached on Candle safety precautions)

NYC Emergency Management:

The New York City Emergency Management Department launched a new Community Emergency Planning toolkit designed to guide communities through developing their own emergency plans. NYC Emergency Management and the Mayor's Center for Faith and Community Partnerships introduced the new toolkit at an interfaith breakfast hosted at Emergency Management headquarters in Brooklyn. The toolkit provides community and faith-based leaders with the blueprint to developing more resilient communities through the process of identifying networks, building new connections and increasing their capacity to organize resources.

NYC Emergency Management's toolkit is an interactive booklet tailored to any community, and can be used by congregations, housing developments, tenant or civic associations, community boards or coalitions, community-based organizations, or Community Emergency Response Teams (CERTs). From emergencies like hurricanes and heat waves to fires and utility disruptions, the toolkit reviews the varying threats and hazards New Yorkers may face and provides an overview of the key response roles communities can play to mitigate risks. The toolkit also outlines five key steps to developing a community emergency plan:

- **Get Organized** - Set goals and milestones for your planning process. Next, identify how your lead team and the larger network will organize and communicate during emergency and non-emergency times.
- **Define Your Community** - Compile information about your community that will help you develop an emergency plan. Record your findings in the community overview section of your emergency plan template.
- **Map Your Community** - Identify resources in your community that may be of use during emergencies and record them in your emergency plan.
- **Build An Emergency Network** - Use your community resource directory to build a network of contacts and key partners who may play a valuable role in an emergency response.
- **Plan Inclusively** - Consider everyone in your planning. Be familiar with the services required for people with disabilities, access, or functional needs. Identify partners in your community who can help your plan address various needs.

About the Mayor's Center for Faith and Community Partnerships

The Mayor's Center for Faith and Community Partnerships will be housed within the Mayor's Community Affairs Unit and led by Jonathan Soto. The center will serve as a direct line to City Hall, connecting local and citywide coalitions of leaders to services that increase equity and inspire civic engagement throughout neighborhoods.

Borough Service Cabinet Highlights:

Presentation on: Fully Integrated Duals Advantage (FIDA) Program, FIDA is a new program within New York State for adults who have Medicare and Medicaid, and in need of long term care. As a FIDA plan member, participants will have a Care Team consisting of doctors, and other health care providers working together to ensure optimal care. FIDA is available to adults 21 and older who have Medicare and Medicaid and in need of long-term care, like home care or nursing home care. Further information on the FIDA Plan can be obtained by calling: 1-855-600-3432; Monday-Friday; 8:30a.m. to 8p.m.

26th Pct.: (See Stats)

26th Pct. Crime Prevention Reported – “SCAM Alert” The NYPD in collaboration with businesses wants to protect the public from unnecessary financial loss by providing the following safety tips:

- Never provide debit/merchant gift card information to someone you don't know;
- Utility companies and other government agencies will not contact you demanding immediate payment on a prepaid card;
- Anyone you share your card with has instant access to your cash and it's virtually impossible to trace

30th Pct.: (See Stats)

Hamilton Grange Branch Reported:

AARP Foundation Tax-Aide - AARP Tax-Aide services provided on Tuesdays and Thursdays, starting February 2nd, 2017, 10:30a.m. – 1:30p.m. is a huge success clients are lining up as early as 7a.m for service;

Aces – Senior' Entitlement Program offers seniors help with applications for Health Insurance, Housing, and other vital services (see attached Flyer);

Con Edison Reported: On manhole problems around city after inclement weather; outages are reported after salt seeps into manhole covers causing smoke conditions, and electrical outages. Please report all Smokey Manholes, and electrical outages to 311.

DOT Reported:

Due to an alarming rate of fatalities and substantial complaints from the community concerning safety conditions along Amsterdam Avenue; DOT is proposing safety improvements on the corridor of Amsterdam Ave. (bet. 110th – 162nd Streets). Alarming Studies have shown Amsterdam Ave. to be a busy corridor utilized by buses, cars, and cyclists with the 125th Street intersection being the most dangerous.

DOT's proposed project will increase safety for all road users along the Amsterdam Ave. corridor that had 4 pedestrian fatalities, in addition to 27 pedestrians, and 7 cyclists severely injured between 2011 and 2015.

Proposed Improvements and Safety Benefits:

- Removal of one lane in each direction;
- Installation of left turn bays;
- Add bike lanes;
- Build pedestrian islands;
- Add left turn treatments;
- Install painted curb extensions;
- Add right turn lanes at 145th, and 155th St.

DOT is planning various meetings throughout the district to engage community input through community meetings, and briefings, the Project, if approved is expected to start this summer - 2017. To view the "Amsterdam Avenue (110th St. to 162nd St.) Safety Improvements, please visit DOT's website at www.nyc.gov/dot.

Department of Health & Mental Hygiene (DOHMH) Reported:

NYC Well is offering Free mental health counseling, to individuals suffering from stress, anxiety, depression, or addiction, and need a place to turn to. This program is part of ThriveNYC, the city's plan to address mental illness and substance misuse spearheaded by First Lady Chirlane McCray. The services include short-term counseling over the phone or texts, as well as assessing whether a team of mental health professionals will be needed to meet the individual in their home. NYC Well can be reached by calling 1-888-NYC-WELL, and texting WELL to 65173, or visiting their website at www.nyc.gov/nycwell.

Rat Academy will be held at St. John's Baptist Church (low auditorium), 448 W.152nd Street, on Thursday, March 23rd at 6p.m.

Fight Back NYC is a citywide campaign to inform New Yorkers on how they can reduce and prevent mosquito bites.

New Yorkers can protect themselves from mosquito bites by wearing protective clothing and using mosquito repellent. New Yorkers can also help by removing standing water, the breeding

site for mosquitoes, in bird baths, cans, flower pots or any place where water can gather and mosquitoes can lay eggs. Call 311 or [file a complaint online](#) to report any standing water that you cannot manage yourself.

DEP Reported:

2017 Water Resources Art & Poetry Contest is being offered to second through twelfth grade students attending public, independent, charter or parochial schools (or homeschooled) in New York City and East and West of Hudson Watersheds are invited to create original art and compose poetry that reflects an appreciation for our shared water resources. For further information about the 31st annual Water Resources Art & Poetry Contest, please contact the DEP education office at educationoffice@dep.nyc.gov or (718) 595-3506.

Lien Sale: All overdue water and sewer charges are considered a lien against your property. Under new legislation passed January 27, 2017, the City has the authority to sell this lien to a third party, or lien holder, in a process called a lien sale. The following property types are eligible for the 2017 lien sale:

1. Tax Class 1 mixed use, two and three family homes with \$2,000 or more in water and sewer charges outstanding for a year or more
2. Tax Class 2 multi-family homes including condos with \$1,000 or more in water and sewer charges outstanding for a year or more
3. All commercial properties with \$1,000 or more in water and sewer charges outstanding for a year or more

When the City sells a lien, it is not selling the property. The new lien holder does not take title to the property. The lien holder purchases the right to collect the money that was previously owed to the City. Ultimately, however, if the property owner does not pay what is owed, the lien holder can begin formal foreclosure proceedings.

The 2017 lien sale process will begin on February 10, 2017. Customers will have until May 11, 2017 to arrange for payment, and those who do not will have the lien on their property sold on May 12, 2017.

HRA Reported:

ACCESSNYC is FREE service available to help applicants find out their eligibility for over 30 City, State, and Federal benefit programs. Participating applicants may also recertify online for the following programs under ACCESSNYC:

- ✓ Supplemental Nutrition Assistance Program/SNAP;
- ✓ Cash Assistance;
- ✓ Medicaid Renewals; Senior Citizen Rent Increase Exemption/SCRIE;
- ✓ Disability Rent Increase Exemption/DRIE

Manhattan District Attorney's Office Reported:

On the investment of \$45.9 million to create and construct five "Youth Opportunity Hubs," a first-of-its-kind effort that will bring together community-based providers and build new physical spaces for young people in targeted Manhattan neighborhoods. An additional \$12 million will be provided to help existing organizations specializing in family and youth development expand their capacity and develop innovative new services. For further information on these Youth Opportunity Hubs please contact Joan Vollero at volleroj@dany.nyc.gov.

The New York County District Attorney's 2017 High School Internship Program is underway; this program provides students with an insider's view of the criminal justice system. Each intern is assigned to a unit within the Office and helps Assistant District Attorney's and other staff members with their work. Interns also attend presentations and trips and participate in mock trial competitions.

Nearly 30 years the program's interns have represented a variety of public, independent and parochial schools from diverse communities of Manhattan. DANY will accept applications in February from bright and promising students who are interested serving their communities. Interns receive a \$150 weekly stipend.

Eligibility Requirement:

- ✓ Applicants must reside in Manhattan Or attend a school in Manhattan;
- ✓ Applicants must be sophomores, juniors or seniors in high school at the time they apply;
- ✓ Applicants must commit to attend the entire program from July – August 2017; Monday thru Friday; 9a.m. – 4:30p.m.

Applications Requirements:

- ✓ Applications will be accepted on-line only starting February 15th, 2017 thru March 15th, 2017 and can be found at: <http://manhattanda.org/high-school-internship>;
- ✓ Include a one-page resume;
- ✓ 500 word Essay discussing why you want to intern at the Manhattan District Attorney's Office or describing your interest in criminal justice;
- ✓ Letter of Recommendation

For further information send email to: HighSchoolInternship@dany.nyc.gov.

City Council Member Mark Levine's Office Reported:

Amid a series of hate crimes and bomb threats against Jewish groups, City Council members are asking for \$25 million to offer grants for increased security for cultural institutions. The funds will be available to community centers, advocacy groups, and cultural and religious institutions that maybe under threat.

Participatory Budgeting-2017 will kick-off at City Council Member Levine’s district at 500 West 141st Street, Sunday; on March 26th, 2017 from 12Noon to 2p.m. Northern Manhattan residents will have the opportunity to have their voices heard on how to improve their community with public funds. For the third year in a row, Council Member Levine has set aside \$1M to fund the most popular projects within the district.

Additionally, community members will be able to vote at the following locations after the Kick Off:

Council Member Levine's District Office	Hamilton Grange Library	George Bruce Library	Bloomingdale Library
500 West 141st Street	518 West 145th Street	518 West 125th Street	150 West 100th Street
3/27 through 3/31 9:30am to 5:30pm	3/27 through 4/1 2pm to 4pm	3/27 - 3/30, 3pm to 5pm 3/31 - 4/1, 2pm to 4pm	3/27 through 4/1 3 :00pm to 5:00pm

News Updates around the City:

Guaranteed Jobs for West Harlem Youth: Arise – West Harlem Development Corporation will provide West Harlem youth between the ages of 14 – 18yrs with paid summer employment and academic enrichment for (6) six weeks, July-August 2017. Applications can be accessed on-line at: www.facebook.com/westharlemdevelopmentcorporation; www.westharlemdc.org; or www.facebook.com/CB9Manhattan. All applications must be submitted on line by: Friday, March 31st, 2017. **PLEAE NOTE: YOU MUST BE A RESIDENT RESIDING WITHIN WEST HARLEM!!**

Columbia University Community Scholars Program is offering community-based scholars from Northern Manhattan access to Columbia University services and resources in the completion of a particular project or attain a skill in a particular area. For further information Columbia is hosting a Columbia Community Scholars Program Information Session on, Thursday, March 16th from 6p.m. – 7p.m. at the Burden Room of Columbia University’s Low Library (Rm. 206). Please RSVP to Phoebe-Sade Arnold at pa2461@columbia.edu immediately.

NYC Councilmember Ritchie Torres, 15th District-Bronx is hosting a “Rally Against Federal Cuts to NYCHA on the steps of City Hall, on Monday, March 13th, 2017 at 12Noon (see attached Flyer)

The 2017 Cannon Heyman & Weiss Scholarships are available for students who live in public housing. Scholarships will be awarded to successful, qualified applicants and will offer financial aid for full- and part-time study at approved colleges, junior colleges, technical schools, and other post-secondary institutions leading to a degree, diploma, or certificate. **DEADLINE:** April 15, 2017.

The CHW Scholarship Fund:

The Cannon Heyman & Weiss, LLP Scholarship Fund was created in 2013 to help students living in affordable rental housing developments realize the dream of furthering their educational training. Providing financial aid to qualified students is an extension of the CHW mission and reflective of our commitment to the affordable housing industry and community development. The Scholarship Fund is entirely underwritten by CHW and we are neither soliciting nor accepting outside financial support.

Scholarships will be awarded to successful applicants for full-time and part-time undergraduate study at approved colleges, junior colleges, technical schools, and other post-secondary institutions leading to a degree, diploma, or certificate. Study at the graduate level is not eligible for scholarship support. This year's awards are expected as follows: **\$10,000, \$7,500, \$5,000.** Receipt of other grants and scholarships may reduce the CHW Scholarship award if the total of all aid received is greater than the student's cost of attendance. **Deadline for receipt of application must be postmarked by April 15, 2017.**

How to Apply:

Please [download the application](#), provide the information requested and then submit it along with all necessary supporting material (partial submissions will not be considered) postmarked by April 15, 2017 to:

By Mail:

Cannon Heyman & Weiss, LLP

54 State Street

Albany, NY 12207

Attention: CHW Scholarship Fund

By Email: nbarkley@chwattys.com

By Fax: (518) 465-6678

Senior Citizen Homeowner's Exemption (SCHE) and Disabled Homeowner's Exemption (DHE) Renewal Letters:

The NYC Department of Finance mailed out the SCHE and DHE renewal letter to homeowners who currently receive property tax exemptions. By law, recipients of the SCHE are required to renew every two years and DHE recipients are required to renew every year. The deadline to renew or to

continue receiving these exemptions will be on Wednesday, March 15, 2017. Please do not wait until the last minute to send in your renewal applications(s). You may use your income form 2015 if the 2016 income is not yet available.

DID YOU KNOW?

Library:

The Hamilton Grange Library is offering a Learner Permit Course on Tuesday, March 28th, 2017, 5-6p.m. This is a good time to get a refresher course and step by step guide on how to pass the learner permit test; the NYS Driver's Manual (MV-21) will be distributed in English and Spanish as well.

Department of Consumer Affairs (DCA):

DCA is providing Licensed Stands: Fruit, vegetable, cigar, cigarette, tobacco, confectionery, ice cream, soft drink, flower, and shoe shine stands must be licensed by the Department of Consumer Affairs. Each licensed stand may extend no more than 4 feet from the store, but where the sidewalk is at 16 feet wide, the licensed stand may extend no more than 5 feet from the front store. Each stand may be no more than 10 feet long and 7 feet high, and must be a permanent structure (i.e. no folding tables or boxes set on crates).

Landlords & Tenants:

HEAT – Heat must be supplied from October 1st through May 31st to tenants of multiple dwellings. If the outdoor temperature falls below 55-degrees between the hours of 6a.m. and 10p.m., each apartment must be heated to a temperature of at least 68-degrees. If the outdoor temperature falls below 40-degrees between the hour of 10p.m. and 6a.m. each apartment must be heated to a temperature of at least 55-degrees.

Hot Water – Landlords must provide all tenants of multiple dwellings with both hot and cold water [YEAR ROUND]. Hot water must register at or above a constant temperature of 120F at the tap. If a tap or shower is equipped with an anti-scald valve that prevents the hot water temperature from exceeding 120F, the minimum hot water temperature for that tub or shower is 110F.


Respectfully Submitted,

Eutha Prince
District Manager
03/09/17




Fire Department, City of New York FIRE SAFETY EDUCATION

Michael R. Bloomberg, Mayor
Salvatore J. Cassano, Commissioner

CANDLE FIRE SAFETY

Candle fires are on the rise. While other causes for home fires have decreased, the percentage caused by candles has tripled in the past ten years.


These candle fires were preventable!



How does a little flame become so dangerous?

More than 33 % of candle fires occurred when the candles were left unattended or abandoned. Roughly 25 % of the fires occurred because something combustible such as curtains or paper was too close to the flame. Half

the people killed by candle fires in the home were younger than 20, with most of the victims between the ages of 5 and 9.



UNATTENDED CANDLES = FIRE DANGER

Candle Safety Check List



If you burn candles for decorative or ritual purposes, make your home safer:

- ✓ use candles with flame protective non-combustible shades or globes.
- ✓ use a sturdy metal, glass or ceramic candle holder.
- ✓ avoid the use of candles with embedded combustible decorative items.
- ✓ place candles at least 4 feet away from curtains, draperies, decorations, blinds and bedding.
- ✓ place candles out of reach of small children and pets.
- ✓ refrain from using decorative/floral candle rings.
- ✓ extinguish candles before leaving the room.
- ✓ extinguish candles when they burn within two inches of the holder.
- ✓ never leaving burning candles unattended.

Candles should always be placed out of reach of children and don't allow teens to have candles in their bedrooms.

IN CASE OF AN EMERGENCY, DO NOT USE CANDLES TO LIGHT YOUR HOME.

One-third of the people killed in candle fires were using them for light due to no power.

- Be prepared by having flashlights and batteries available in your home.
- Have the flashlights accessible in the kitchen and bedroom.
- You should also carry a flashlight in your car and a small light on your person.

SMOKE ALARMS SAVE LIVES

CARBON MONOXIDE ALARMS SAVE LIVES

SMOKE ALARMS SAVE LIVES

A Public Fire Safety Message From The New York City Fire Department

**FD
NY**

YOUR SAFETY IS OUR MISSION

PROUDLY SERVING NEW YORK SINCE 1865





Crime Complaints

	Week to Date			28 Day			Year to Date			2 Year	5 Year	24 Year
	2017	2016	% Chg	2017	2016	% Chg	2017	2016	% Chg	% Chg	% Chg	% Chg
Murder	0	0	***	0	0	***	0	0	***	***	***	***
Rape	0	2	-100.0%	0	2	-100.0%	0	3	-100.0%	***	***	***
Robbery	1	3	-66.7%	2	10	-80.0%	7	26	-73.1%	-63.2%	-75.0%	-95.0%
Fel. Assault	2	0	***	8	4	100.0%	13	16	-18.8%	18.2%	-35.0%	-69.8%
Burglary	3	2	50.0%	5	3	66.7%	7	4	75.0%	16.7%	-53.3%	-93.8%
Gr. Larceny	5	4	25.0%	18	17	5.9%	50	46	8.7%	-2.0%	13.6%	-55.4%
G.L.A.	0	1	-100.0%	0	1	-100.0%	1	3	-66.7%	***	-50.0%	-98.9%
Total	11	12	-8.3%	33	37	-10.8%	78	98	-20.4%	-10.3%	-28.4%	-84.5%
PSB	10	11	-9.1%	27	29	-6.9%	60	78	-23.1%	-16.7%	-21.1%	-88.1%
Transit	1	0	***	3	1	200.0%	9	5	80.0%	12.5%	-43.8%	***
Housing	0	1	-100.0%	3	7	-57.1%	9	15	-40.0%	28.6%	-47.1%	***
Sht. Vic.	0	0	***	0	0	***	0	0	***	***	***	***
Sht. Inc.	0	0	***	0	0	***	0	0	***	***	***	***
Rape 1	0	2	-100.0%	0	2	-100.0%	0	2	-100.0%	***	***	***
Petit Larceny	9	7	28.6%	28	34	-17.6%	65	70	-7.1%	-1.5%	-31.6%	***
Misd. Assault	4	1	300.0%	13	10	30.0%	38	29	31.0%	0.0%	-9.5%	***
Misd. Sex Crimes	0	1	-100.0%	0	1	-100.0%	5	3	66.7%	150.0%	-28.6%	***

Arrests*

	50	49	2.0%	181	224	-19.2%	394	441	-10.7%	16.6%	-38.6%	-4.8%
All Arrests	50	49	2.0%	181	224	-19.2%	394	441	-10.7%	16.6%	-38.6%	-4.8%
Murder	0	0	***	0	0	***	0	0	***	***	***	***
Rape	0	0	***	0	0	***	0	0	***	***	***	***
Robbery	0	2	-100.0%	7	11	-36.4%	9	26	-65.4%	-66.7%	-47.1%	-76.3%
Fel. Assault	2	0	***	4	4	0.0%	12	12	0.0%	20.0%	-20.0%	-45.5%
Burglary	5	0	***	6	0	***	7	5	40.0%	-53.3%	0.0%	-46.2%
Gr. Larceny	2	1	100.0%	14	5	180.0%	29	8	262.5%	45.0%	262.5%	314.3%
G.L.A.	0	0	***	0	0	***	0	0	***	***	***	***
Total	9	3	200.0%	31	20	55.0%	57	51	11.8%	-20.8%	18.8%	-37.4%
Gun Arrests	0	1	-100.0%	0	2	-100.0%	3	2	50.0%	50.0%	-50.0%	-75.0%
Gun-Charged	0	1	-100.0%	0	2	-100.0%	6	3	100.0%	-40.0%	-14.3%	***
Narcotics	3	0	***	12	20	-40.0%	24	40	-40.0%	-40.0%	-60.7%	-80.3%
DWI	5	0	***	10	8	25.0%	21	15	40.0%	61.5%	110.0%	***
VTL 511	15	10	50.0%	44	26	69.2%	88	57	54.4%	109.5%	15.8%	***
PSB	20	30	-33.3%	90	82	9.8%	189	168	12.5%	78.3%	-39.2%	-17.5%
DB-OC	4	0	***	4	27	-85.2%	13	54	-75.9%	-58.1%	-60.6%	-66.7%
DB-Narc	4	0	***	4	27	-85.2%	13	54	-75.9%	-58.1%	-53.6%	***
DB-Gang	0	0	***	0	0	***	0	0	***	***	***	***
Det. Bureau	15	1	1,400.0%	44	23	91.3%	87	43	102.3%	13.0%	148.6%	690.9%
Transit	8	14	-42.9%	30	68	-55.9%	72	130	-44.6%	-6.5%	-55.0%	67.4%
Housing	0	1	-100.0%	7	11	-36.4%	23	25	-8.0%	-11.5%	-75.8%	-73.3%

Summons Activity / Reports

Parking	190	268	-29.1%	672	811	-17.1%	1,671	1,537	8.7%	60.7%	-13.7%	***
Moving	186	157	18.5%	564	493	14.4%	1,319	1,159	13.8%	43.7%	-13.4%	***
Criminal	17	13	30.8%	58	46	26.1%	149	112	33.0%	152.5%	-71.2%	***



CompStat

Report covering the period 2/27/2017 through 3/5/2017

Precinct 030

Crime Complaints

	Week to Date			28 Day			Year to Date			2 Year	5 Year	24 Year
	2017	2016	% Chg	2017	2016	% Chg	2017	2016	% Chg	% Chg	% Chg	% Chg
Murder	0	0	***.*	1	0	***.*	1	0	***.*	0.0%	***.*	-90.0%
Rape	0	0	***.*	0	2	-100.0%	0	5	-100.0%	***.*	***.*	***.*
Robbery	2	2	0.0%	10	13	-23.1%	24	32	-25.0%	-7.7%	-44.2%	-83.6%
Fel. Assault	3	4	-25.0%	7	12	-41.7%	21	29	-27.6%	-30.0%	-40.0%	-80.7%
Burglary	1	3	-66.7%	8	7	14.3%	23	10	130.0%	9.5%	-8.0%	-84.2%
Gr. Larceny	9	5	80.0%	17	20	-15.0%	37	35	5.7%	-19.6%	42.3%	-50.0%
G.L.A.	0	0	***.*	1	0	***.*	2	1	100.0%	0.0%	-33.3%	-95.8%
Total	15	14	7.1%	44	54	-18.5%	108	112	-3.6%	-16.3%	-20.0%	-80.2%
PSB	14	13	7.7%	41	52	-21.2%	103	106	-2.8%	-16.3%	-19.5%	-81.1%
Transit	1	1	0.0%	3	2	50.0%	5	6	-16.7%	66.7%	-16.7%	***.*
Housing	0	0	***.*	0	0	***.*	0	0	***.*	***.*	***.*	***.*
Sht. Vic.	0	1	-100.0%	0	1	-100.0%	0	1	-100.0%	***.*	***.*	***.*
Sht. Inc.	0	1	-100.0%	0	1	-100.0%	0	1	-100.0%	***.*	***.*	***.*
Rape 1	0	0	***.*	0	2	-100.0%	0	5	-100.0%	***.*	***.*	***.*
Petit Larceny	16	7	128.6%	36	26	38.5%	97	80	21.2%	67.2%	38.6%	***.*
Misd. Assault	9	5	80.0%	27	20	35.0%	62	51	21.6%	-16.2%	-15.1%	***.*
Misd. Sex Crimes	2	1	100.0%	2	1	100.0%	3	2	50.0%	200.0%	50.0%	***.*

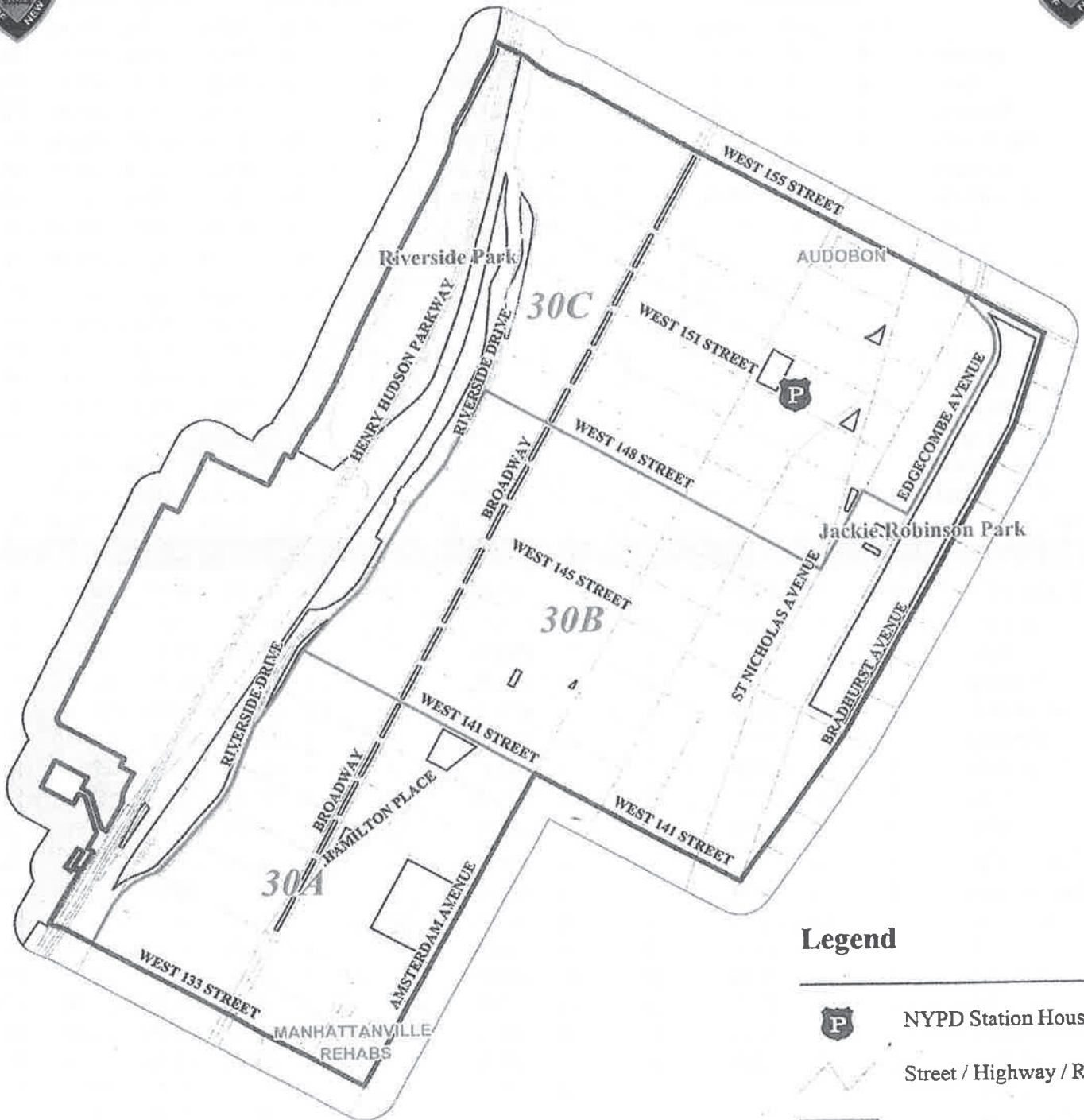
Arrests*

All Arrests	37	76	-51.3%	136	292	-53.4%	370	644	-42.5%	-44.9%	-56.1%	-57.2%
Murder	0	0	***.*	1	0	***.*	3	0	***.*	***.*	***.*	-25.0%
Rape	0	0	***.*	0	1	-100.0%	0	1	-100.0%	***.*	***.*	***.*
Robbery	2	0	***.*	7	10	-30.0%	25	23	8.7%	92.3%	47.1%	-53.7%
Fel. Assault	1	2	-50.0%	2	8	-75.0%	13	20	-35.0%	-43.5%	-51.9%	-75.5%
Burglary	0	0	***.*	3	4	-25.0%	6	4	50.0%	100.0%	50.0%	-81.2%
Gr. Larceny	0	1	-100.0%	0	5	-100.0%	3	13	-76.9%	-62.5%	-25.0%	-50.0%
G.L.A.	0	0	***.*	0	1	-100.0%	2	1	100.0%	***.*	***.*	-86.7%
Total	3	3	0.0%	13	29	-55.2%	52	62	-16.1%	10.6%	0.0%	-69.0%
Gun Arrests	0	0	***.*	0	0	***.*	1	1	0.0%	-88.9%	***.*	-98.2%
Gun-Charged	0	0	***.*	1	3	-66.7%	2	4	-50.0%	-85.7%	-66.7%	***.*
Narcotics	2	12	-83.3%	12	38	-68.4%	40	72	-44.4%	-67.2%	-72.2%	-87.5%
DWI	3	2	50.0%	8	8	0.0%	13	14	-7.1%	-18.8%	30.0%	***.*
VTL 511	9	13	-30.8%	20	35	-42.9%	48	67	-28.4%	-29.4%	14.3%	***.*
PSB	25	54	-53.7%	88	181	-51.4%	231	392	-41.1%	-34.4%	-52.2%	-53.3%
DB-OC	2	9	-77.8%	11	36	-69.4%	25	70	-64.3%	-70.2%	-76.4%	-83.0%
DB-Narc	2	9	-77.8%	11	36	-69.4%	23	70	-67.1%	-65.7%	-75.3%	***.*
DB-Gang	0	0	***.*	0	0	***.*	0	0	***.*	***.*	***.*	***.*
Det. Bureau	4	2	100.0%	20	17	17.6%	51	60	-15.0%	-20.3%	-29.2%	200.0%
Transit	5	9	-44.4%	15	56	-73.2%	35	118	-70.3%	-79.0%	-80.4%	-81.2%
Housing	0	0	***.*	0	0	***.*	1	0	***.*	***.*	***.*	-90.0%

Summons Activity / Reports

Parking	79	251	-68.5%	418	828	-49.5%	1,071	1,866	-42.6%	-32.7%	-51.3%	***.*
Moving	151	192	-21.4%	571	627	-8.9%	1,389	1,397	-0.6%	11.6%	-9.2%	***.*
Criminal	18	24	-25.0%	39	158	-75.3%	263	309	-14.9%	-16.2%	-70.8%	***.*

30TH PRECINCT - NEW SECTORS



Legend

- NYPD Station House
- Street / Highway / Road
- Precinct Boundary
- Sector Boundary
- Park / Cemetery
- Water
- NYCHA Property

28 DAY COMPSTAT PERIOD COMPARISON

PSA	PCT	Development	Murder		Rape		Robbery		Fel. Assault		Burglary		Gr. Larceny		GLA		Shooting Inc.		Total Index					
			2017	CH %	2017	CH %	2017	CH %	2017	CH %	2017	CH %	2017	CH %	2017	CH %	2017	CH %	2017	CH %	2017	CH %		
			2016	CH %	2016	CH %	2016	CH %	2016	CH %	2016	CH %	2016	CH %	2016	CH %	2016	CH %	2016	CH %	2016	CH %		
PSA 6	024	830 AMSTERDAM	0	**	0	**	0	**	0	**	0	**	0	**	0	**	0	**	0	**	0	**		
		DE HOSTOS	0	**	0	**	0	**	0	**	0	**	0	**	0	**	0	**	0	**	0	**		
		DOUGLASS	0	**	0	**	1	0.0%	0	**	0	**	0	**	0	**	0	**	0	**	0	**		
		DOUGLASS REHABS	0	**	0	**	0	**	0	**	0	**	0	**	0	**	0	**	0	**	0	**		
		THOMAS	0	**	0	**	0	**	0	**	0	**	0	**	0	**	0	**	0	**	0	**		
		WISE	0	**	0	**	0	**	0	**	0	**	0	**	0	**	0	**	0	**	0	**		
		WSUR	0	**	0	**	0	**	0	**	0	**	0	**	0	**	0	**	0	**	0	**		
		HBM 024 PCT Totals	0	**	0	**	1	0.0%	1	0.0%	0	**	0	**	0	**	0	**	0	**	0	**		
		GRANT	0	**	0	**	0	**	1	0.0%	0	**	0	**	0	**	0	**	0	**	0	**		
		MANHATTANVILLE	0	**	0	**	0	**	2	100.0%	0	**	0	**	0	**	0	**	0	**	0	**		
026		HBM 026 PCT Totals	0	**	0	**	0	**	3	50.0%	0	**	0	**	0	**	0	**	0	**	0	**		
		DREW HAMILTON	0	**	0	**	0	**	2	0	**	0	**	0	**	0	**	0	**	0	**			
		HARLEM RIVER	0	**	0	**	0	**	2	0	**	0	**	0	**	0	**	0	**	0	**			
		POLO GROUNDS	0	**	0	**	0	**	1	0.0%	0	**	0	**	0	**	0	**	0	**	0	**		
		PS 139	0	**	0	**	0	**	0	**	0	**	0	**	0	**	0	**	0	**	0	**		
		RANGEL	0	**	0	**	0	**	2	0.0%	0	**	0	**	0	**	0	**	0	**	0	**		
		SAMUEL	0	**	0	**	0	**	0	**	0	**	0	**	0	**	0	**	0	**	0	**		
		ST NICHOLAS	0	**	0	**	0	**	0	**	0	**	0	**	0	**	0	**	0	**	0	**		
		HBM 032 PCT Totals	0	**	0	**	1	-100.0%	7	5	40.0%	1	0	**	4	1	300.0%	0	**	0	**	13	8	
		PSA 6 Totals	0	**	0	**	2	-33.3%	11	8	37.5%	1	2	-50.0%	8	7	14.3%	0	**	0	**	22	22	
PSA 6 PSB	018	HARBORVIEW	0	**	0	**	0	**	1	0	**	0	**	0	**	0	**	0	**	0	**	1	0	
		PBMS 018 PCT Totals	0	**	0	**	0	**	1	0	**	0	**	0	**	0	**	0	**	0	**	1	0	
	020	154 WEST 84TH STREET	0	**	0	**	0	**	0	**	0	**	0	**	0	**	0	**	0	**	0	**	0	
		AMSTERDAM	0	**	0	**	0	**	1	0.0%	0	**	0	**	0	**	0	**	0	**	0	**	0	
		PBMM 020 PCT Totals	0	**	0	**	0	**	1	0.0%	0	**	0	**	0	**	0	**	0	**	0	**	1	1
	030	AUDUBON	0	**	0	**	0	**	0	**	0	**	0	**	0	**	0	**	0	**	0	**	0	0
		MANHATTANVILLE REHAB	0	**	0	**	0	**	0	**	0	**	0	**	0	**	0	**	0	**	0	**	0	0
		PBMM 030 PCT Totals	0	**	0	**	0	**	0	**	0	**	0	**	0	**	0	**	0	**	0	**	0	0
		BETHUNE	0	**	0	**	0	**	0	**	0	**	0	**	0	**	0	**	0	**	0	**	0	0
	033	FT WASHINGTON	0	**	0	**	0	**	0	**	0	**	0	**	0	**	0	**	0	**	0	**	0	0
	MARSHALL PLAZA	0	**	0	**	0	**	0	**	0	**	0	**	0	**	0	**	0	**	0	**	0	0	
	WASH HTS REHAB	0	**	0	**	0	**	0	**	0	**	0	**	0	**	0	**	0	**	0	**	0	0	
	PBMM 033 PCT Totals	0	**	0	**	0	**	0	**	0	**	0	**	0	**	0	**	0	**	0	**	0	0	
	DYCKMAN	0	**	0	**	0	**	0	**	1	0	**	0	**	0	**	0	**	0	**	0	**	1	0
034	PBMM 034 PCT Totals	0	**	0	**	0	**	0	**	0	**	0	**	0	**	0	**	0	**	0	**	0	0	
	PBMM 034 PCT Totals	0	**	0	**	0	**	0	**	0	**	0	**	0	**	0	**	0	**	0	**	0	0	
	PSA 6 PSB Totals	0	**	0	**	0	**	0	**	0	**	0	**	0	**	0	**	0	**	0	**	0	0	
	PSA 6 and PSB Totals	0	**	0	**	2	-100.0%	13	12	8.3%	2	2	0.0%	9	7	28.6%	0	**	0	**	26	27		



Crime Complaints

	Week to Date			28 Day			Year to Date			2 Year	5 Year	24 Year
	2017	2016	% Chg	2017	2016	% Chg	2017	2016	% Chg	% Chg	% Chg	% Chg
Murder	0	0	*** *	2	1	100.0%	6	2	200.0%	50.0%	20.0%	-89.8%
Rape	0	3	-100.0%	5	11	-54.5%	17	22	-22.7%	-19.0%	-58.5%	-79.5%
Robbery	22	26	-15.4%	79	107	-26.2%	220	275	-20.0%	-28.8%	-39.6%	-86.1%
Fel. Assault	32	37	-13.5%	150	152	-1.3%	360	375	-4.0%	14.3%	10.8%	-56.0%
Burglary	22	26	-15.4%	88	92	-4.3%	202	208	-2.9%	10.4%	-24.1%	-89.4%
Gr. Larceny	96	101	-5.0%	365	372	-1.9%	895	863	3.7%	1.0%	4.8%	-52.2%
G.L.A.	7	5	40.0%	19	23	-17.4%	40	50	-20.0%	8.1%	-27.3%	-97.7%
Total	179	198	-9.6%	708	758	-6.6%	1,740	1,795	-3.1%	-0.9%	-8.9%	-78.4%
PSB	161	178	-9.6%	629	678	-7.2%	1,540	1,594	-3.4%	-1.3%	-8.3%	-80.9%
Transit	8	3	166.7%	25	16	56.2%	59	50	18.0%	9.3%	-4.8%	*** *
Housing	10	17	-41.2%	54	64	-15.6%	141	151	-6.6%	0.0%	-16.1%	*** *
Sht. Vic.	1	2	-50.0%	3	12	-75.0%	10	25	-60.0%	-44.4%	-50.0%	-93.2%
Sht. Inc.	1	2	-50.0%	3	9	-66.7%	10	18	-44.4%	-23.1%	-41.2%	-92.8%
Rape 1	0	3	-100.0%	4	8	-50.0%	15	16	-6.2%	-11.8%	-58.3%	-77.3%
Petit Larceny	181	184	-1.6%	668	696	-4.0%	1,680	1,609	4.4%	21.5%	7.6%	*** *
Misd. Assault	86	88	-2.3%	336	289	16.3%	765	691	10.7%	8.1%	-3.3%	*** *
Misd. Sex Crimes	10	10	0.0%	35	29	20.7%	67	67	0.0%	71.8%	39.6%	*** *

Arrests*

	773	958	-19.3%	2,955	3,634	-18.7%	6,749	7,934	-14.9%	-9.7%	-35.3%	-17.0%
All Arrests												
Murder	0	0	*** *	2	2	0.0%	6	4	50.0%	-14.3%	-14.3%	-85.4%
Rape	3	3	0.0%	5	7	-28.6%	8	14	-42.9%	-42.9%	-70.4%	-79.5%
Robbery	14	30	-53.3%	60	90	-33.3%	157	213	-26.3%	-20.7%	-12.8%	-73.6%
Fel. Assault	27	36	-25.0%	109	131	-16.8%	292	304	-3.9%	13.2%	20.2%	-37.5%
Burglary	12	13	-7.7%	35	49	-28.6%	73	97	-24.7%	-18.0%	-15.1%	-68.3%
Gr. Larceny	13	22	-40.9%	84	103	-18.4%	193	215	-10.2%	-15.0%	24.5%	40.9%
G.L.A.	0	0	*** *	4	5	-20.0%	11	12	-8.3%	-15.4%	-26.7%	-92.4%
Total	69	104	-33.7%	299	387	-22.7%	740	859	-13.9%	-8.2%	3.8%	-55.2%
Gun Arrests	4	7	-42.9%	16	27	-40.7%	39	51	-23.5%	5.4%	-29.1%	-87.7%
Gun-Charged	7	12	-41.7%	26	39	-33.3%	73	70	4.3%	-8.8%	-21.5%	*** *
Narcotics	120	117	2.6%	435	466	-6.7%	983	1,004	-2.1%	-19.7%	-34.8%	-65.5%
DWI	23	21	9.5%	96	87	10.3%	212	175	21.1%	-8.6%	10.4%	*** *
VTL 511	111	126	-11.9%	366	417	-12.2%	833	864	-3.6%	13.0%	-6.3%	*** *
PSB	433	524	-17.4%	1,529	1,822	-16.1%	3,458	3,924	-11.9%	-11.3%	-41.5%	-20.5%
DB-OC	71	92	-22.8%	264	389	-32.1%	580	879	-34.0%	-33.6%	-52.8%	-45.9%
DB-Narc	61	81	-24.7%	229	354	-35.3%	510	783	-34.9%	-32.2%	-53.1%	*** *
DB-Gang	9	11	-18.2%	34	29	17.2%	61	82	-25.6%	-42.5%	-53.1%	*** *
Det. Bureau	86	96	-10.4%	375	376	-0.3%	872	868	0.5%	-2.6%	22.1%	177.7%
Transit	81	115	-29.6%	334	587	-43.1%	771	1,257	-38.7%	-22.3%	-50.7%	-31.0%
Housing	69	104	-33.7%	312	373	-16.4%	767	818	-6.2%	15.5%	-5.5%	-19.0%

Summons Activity / Reports

Parking	2,753	3,432	-19.8%	9,587	12,281	-21.9%	22,272	27,019	-17.6%	-5.2%	-29.6%	*** *
Moving	2,413	2,348	2.8%	9,131	8,479	7.7%	20,677	18,378	12.5%	30.2%	10.9%	*** *
Criminal	474	693	-31.6%	2,084	2,135	-2.4%	4,479	4,586	-2.3%	7.0%	-67.7%	*** *

MANHATTAN

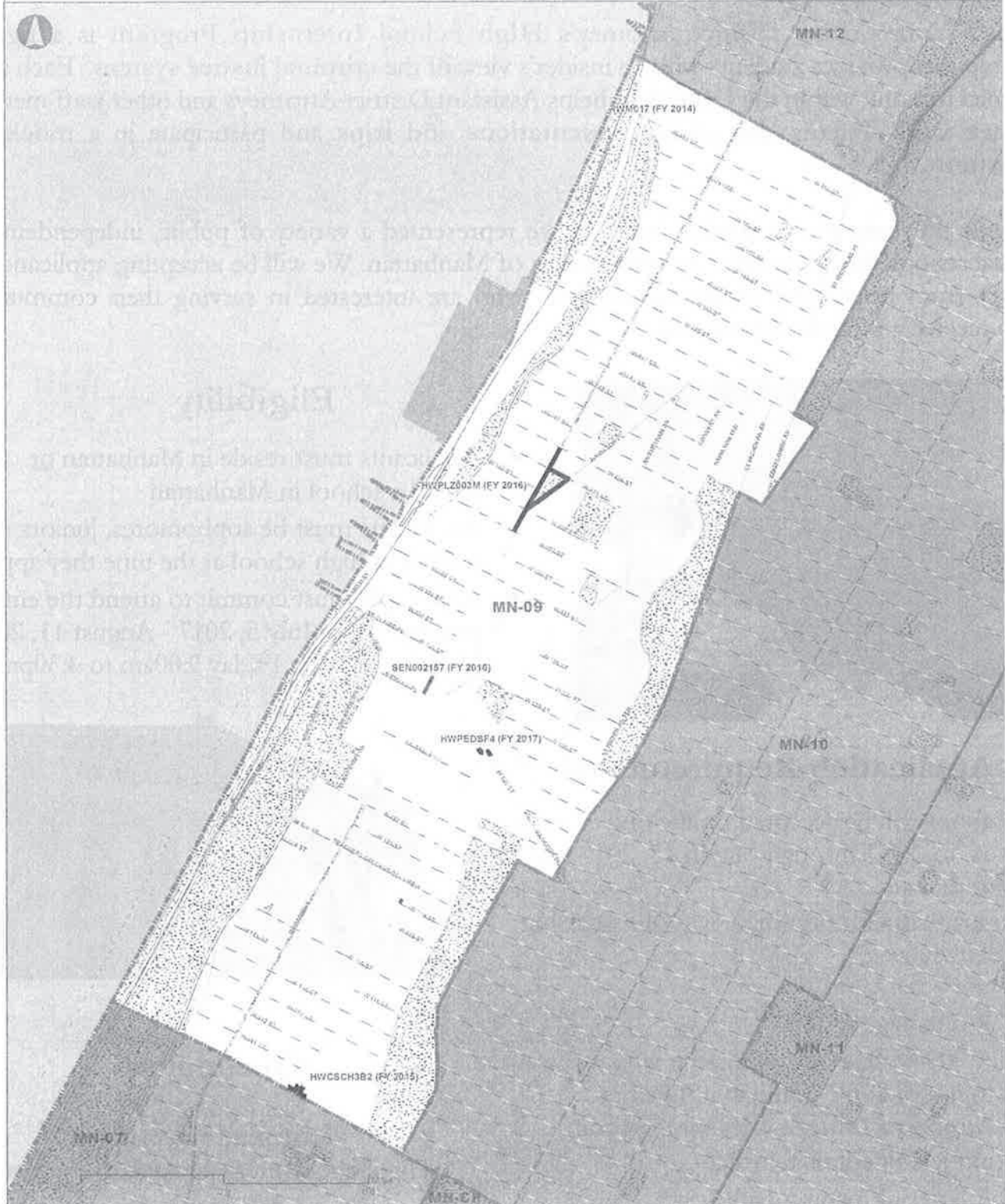
COMMUNITY BOARD MN 09

DDC Active Infrastructure Projects by Type

- Sidewalks
- Upgrade
- Sewer
- Water Main

- Street Reconstruction
- Street Milling & Resurfacing
- New Construction
- Renovation
- Other

Date: 02/14/2018 10:22:39 AM



Hon. Bill de Blasio, Mayor

Dr. Fenuky Pefia-Mora, Commissioner

Vincent Sepianza, P.E., Acting Commissioner





New York County District Attorney's Office 2017 HIGH SCHOOL INTERNSHIP PROGRAM

The New York County District Attorney's High School Internship Program is a rigorous internship that provides students with an insider's view of the criminal justice system. Each intern is assigned to a unit within the Office and helps Assistant District Attorneys and other staff members with their work. Interns also attend presentations and trips and participate in a mock trial competition.

For nearly 30 years, the program's interns have represented a variety of public, independent, and parochial schools from the diverse communities of Manhattan. We will be accepting applications in February from bright and promising students who are interested in serving their communities. Interns receive a \$150 weekly stipend.



Eligibility

- Applicants must reside in Manhattan or attend a school in Manhattan
- Applicants must be sophomores, juniors or seniors in high school at the time they apply
- Applicants must commit to attend the entire program from July 5, 2017 - August 11, 2017, Monday through Friday 9:00am to 4:30pm

Application Requirements

Applications will be accepted online only starting February 15, 2017 through March 15, 2017 and can be found at:

<http://manhattanda.org/high-school-internship>
and will include:

- A one-page resumé
- A 500-word essay discussing why you want to intern at the Manhattan District Attorney's Office or describing your interest in criminal justice
- A letter of recommendation



Questions?

Please send an email to:
HighSchoolInternship@dany.nyc.gov



West Harlem Development Corporation
Solutions through collaborations™



SUMMER YOUTH EMPLOYMENT & EDUCATION PROGRAM (SYEEP)

Program Summary:

The Arise! Summer Youth Employment & Education Program (Arise! SYEEP) will provide West Harlem youth between the ages of 14 and 18 years with paid summer employment and academic enrichment for six weeks in July and August. Participants will work in a variety of jobs in:

Government Agencies	Non Profits	Museums
Hospitals	Small Businesses	Sports Enterprises
Summer Camps	Law Firms/Courts	Retail Organizations

Arise! SYEEP will provide paid summer employment and opportunities to enhance proficiency in Math and English Language Arts. In addition, there will be workshops on job readiness, career exploration, and financial literacy. Arise! SYEEP will provide field trips, arts & culture, and community service opportunities.

Criteria: Be a West Harlem – MCD9 resident age 14 – 18 years of age

Applications can be accessed online at:

www.facebook.com/westharlemdevelopmentcorporation
www.westharlemdc.org or www.facebook.com/CB9Manhattan

ALL applications must be submitted online by:


Friday March 31, 2017 at 5:00pmEST

Access Frequently Asked Questions at:

www.westharlemdc.org
www.facebook.com/CB9Manhattan

Free Benefits Counseling

- SNAP (Food Stamps)
- Medicare
- Medicare Savings Program
- Medicaid
- EPIC
- SSI
- SSDI
- Cash Assistance
- HEAP
- Phone Discount Programs
- Access-A-Ride



YOUR ACES VOLUNTEER CAN HELP

ACES - Advocacy, Counseling and Entitlement Services Project
Hamilton Grange Library
503 West 145th Street, New York, NY, 10031
Lower level, Bridge up Room
Office Hours: 10:30 AM – 1:30PM



New York
Public
Library



**Community
Service
Society** | Fighting Poverty
Strengthening
New York

RSVP
Retired and Senior
Volunteer Program

ACES | ADVOCACY,
COUNSELING AND
ENTITLEMENT
SERVICES PROJECT